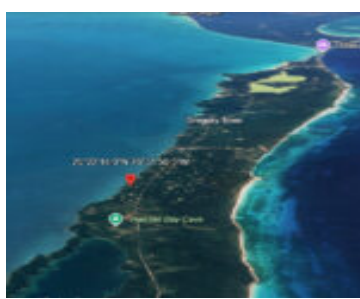




# PAPAYA LANE ELEUTHERA

<https://wateredgebahamas.com>



This inland lot is a short stroll to the stunning and pristine beach. Eleuthera Island Shores is close to Gregory Town for you to enjoy restaurants, shopping and the idyllic Bahamian lifestyle. There are 2 airports nearby making travelling convenient, the North Eleuthera International Airport and Governors Harbour International Airport, both have daily flights from [...]

- 0 beds
- 0 baths
- Lots/Acreage
- Lots/Acreage
- For Sale Only
- 10500 sq ft



## Basics



### Call us now

Phone: 242.424.4448  
Email: [info@wateredgebahamas.com](mailto:info@wateredgebahamas.com)  
Address: Nassau, Bahamas



**WaterEdge  
Realty**

**Location:** Gregory Town

**Lot Number:** 3

**Construction:** None

**Total Finished Floor Area:** 10500

**Status:** For Sale Only

**Bathrooms:** 0 baths

**Lot size:** 10500 sq ft

**Island:** Eleuthera

**Block:** 15

**Category:** Lots/Acreage

**Type:** Lots/Acreage

**Bedrooms:** 0 beds

**Area:** 10500 sq ft

---

## Property Features

**Amenities:** Garden Area

**Exterior Finish:** None

**Water:** Other

**Foundation:** No

**Assessment Includes (Condo):** No Fee

**Style:** Single Family Lot

**Sewer:** Available

**Roof:** Other

**Air conditioning (Condo):** None

**Parking Type:** Other

---

## Rooms&Units Description

**Unit Number:** 3

---

## Miscellaneous

**Legal Description:** Lot 3, Block 15, Section B Eleuthera Island Shores

**Site Influences:** Adult Oriented,Central location,Family Oriented,Highway Access,Private Setting,Shopping Nearby,Recreation Nearby,Quiet Area



### Call us now

Phone: 242.424.4448

Email: [info@wateredgebahamas.com](mailto:info@wateredgebahamas.com)

Address: Nassau, Bahamas



**WaterEdge  
Realty**